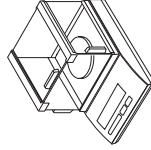


6 Technical data and optional equipment

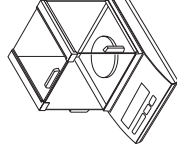
6.1 Technical data

Standard equipment of the B balances

- Protective cover
- AC adapter to national codes (Power supply: 115 V/230 V, -20/+15%, 50/60 Hz, 65/30 mA, 6 VA)
(Power supply balance: 8–14.5 V, 50/60 Hz or 9.5–20 V = 1.5 VA)
- Device for weighing below the balance for AB and PB balances. With SB balances, this device is an optional accessory.



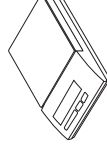
AB54



AB104 AB204



PB153 PB303



PB302 PB602 PB1502

- Adjusting weight with AB balances
- RS232C interface

Degree of protection

- Protects against dust and water.
- Pollution degree: 2
- Overvoltage category: II

Ambient conditions

The technical data are valid under the following ambient conditions:

- Ambient temperature 10 °C...30 °C
- Relative atmospheric humidity 15 %...85 %, noncondensing
- Height above sea level up to 4000 m

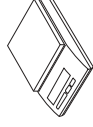
The operability is assured between ambient temperatures 5–40°C.

Readability	0.1 mg	0.1 mg	0.1 mg	0.001 g	0.001 g	0.001 g*/0.01 g	0.01 g	0.01 g	0.01 g
Maximum capacity	51 g	101 g	210 g	151 g	310 g	60 g*/310 g	310 g	610 g	1510 g
Repeatability (s)	0.1 mg	0.1 mg	0.1 mg	0.001 g	0.001 g	0.001 g*/0.005 g	0.01 g	0.01 g	0.01 g
Linearity -/+	0.2 mg	0.2 mg	0.3 mg	0.002 g	0.003 g	0.002 g*/0.02 g	0.02 g	0.02 g	0.02 g
Adjusting weight	50 g	100 g	200 g	100 g ¹⁾	200 g ¹⁾	200 g ¹⁾	200 g ¹⁾	500 g ¹⁾	1000 g ¹⁾
Adjusting weight with certified balances	50 g	100 g	200 g	150 g ¹⁾	300 g ¹⁾	300 g ¹⁾	– ²⁾	600 g ¹⁾	1500 g ¹⁾
Overall dimensions (WxDxH) in mm	190x290x265	190x290x339		190x290x204				190x290x62	
Weighing pan in mm	ø 80	ø 80		ø 100				180x166	
Max. height above weighing pan	159 mm	232 mm		118 mm					
Net weight (with packaging)	4.6 kg (7.3 kg)	5 kg (8.1 kg)		3 kg (5 kg)				2.5 kg (4.5 kg)	

* Fine range values (DeltaRange)

¹⁾ Optional equipment

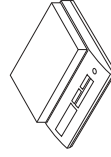
²⁾ Not available as certified version



Technical data	PB3002			PB1501			PB8001			PB5001			PB8001			PB8000		
	PB3002	PB3002 DeltaRange	PB801	PB1501	PB3001	PB5001	PB8001	PB8000	PB5001	PB8001	PB8000	PB3001	PB1501	PB5001	PB8001	PB8000		
Readability	0.01 g	0.01 g*/0.1 g	0.1 g	0.1 g	0.1 g	0.1 g	0.1 g	0.1 g	0.1 g	0.1 g	0.1 g	0.1 g	0.1 g	0.1 g	0.1 g	1 g		
Maximum capacity	3100 g	600 g*/3100 g	810 g	1510 g	3100 g	3100 g	3100 g	3100 g	5100 g	8100 g	8100 g	8100 g	8100 g	8100 g	8100 g	8100 g		
Repeatability (s)	0.01 g	0.01 g*/0.05 g	0.05 g	0.05 g	0.05 g	0.05 g	0.05 g	0.05 g	0.05 g	0.1 g	0.1 g	0.1 g	0.1 g	0.1 g	0.1 g	0.5 g		
Linearity -/+	0.03 g	0.02 g*/0.1 g	0.1 g	0.1 g	0.1 g	0.1 g	0.1 g	0.1 g	0.1 g	0.1 g	0.1 g	0.1 g	0.1 g	0.1 g	0.1 g	0.5 g		
Adjusting weight ¹⁾	2000 g	2000 g	500 g	1000 g	2000 g	2000 g	2000 g	2000 g	2000 g	4000 g	4000 g	2000 g	2000 g	2000 g	4000 g	2000 g		
Adjusting weight with certified balances ¹⁾	3000 g	3000 g	800 g	1500 g	3000 g	3000 g	3000 g	3000 g	5000 g	8000 g	8000 g	5000 g	5000 g	5000 g	8000 g	8000 g		
Overall dimensions (WxDxH) in mm	190x290x62																	
Weighing pan in mm	180x166																	
Net weight (with packaging)	2.5 kg (4.5 kg)																	

* Fine range values (DeltaRange)

¹⁾ Optional equipment



Technical data	SB8001			SB12001			SB16001			SB16001			SB24001			SB32001			SB32000			SB32000			
	SB8001	SB12001	SB16001	SB16001	SB16001	SB16001	SB16001	SB16001	SB16001	SB16001	SB16001	SB16001	SB16001	SB16001	SB24001	SB24001	SB24001	SB32001	SB32001	SB32001	SB32001	SB32001	SB32001	SB32001	
Readability	0.1 g	0.1 g	0.1 g	0.1 g	0.1 g	0.1 g	0.1 g	0.1 g	0.1 g	0.1 g	0.1 g	0.1 g	0.1 g	0.1 g	0.1 g	0.1 g	0.1 g	0.1 g	0.1 g	0.1 g	0.1 g	0.1 g	0.1 g	0.1 g	0.1 g
Maximum capacity	8100 g	12100 g	16100 g	16100 g	16100 g	16100 g	16100 g	16100 g	16100 g	16100 g	16100 g	16100 g	16100 g	16100 g	4800 g*/24100 g	4800 g*/24100 g	4800 g*/24100 g	6400 g*/32100 g	6400 g*/32100 g	6400 g*/32100 g	6400 g*/32100 g	6400 g*/32100 g	6400 g*/32100 g	6400 g*/32100 g	32100 g
Repeatability (s)	0.1 g	0.1 g	0.1 g	0.1 g	0.1 g	0.1 g	0.1 g	0.1 g	0.1 g	0.1 g	0.1 g	0.1 g	0.1 g	0.1 g	0.1 g	0.1 g	0.1 g	0.1 g	0.1 g	0.1 g	0.1 g	0.1 g	0.1 g	0.1 g	0.5 g
Linearity -/+	0.2 g	0.3 g	0.3 g	0.3 g	0.3 g	0.3 g	0.3 g	0.3 g	0.3 g	0.3 g	0.3 g	0.3 g	0.3 g	0.3 g	0.3 g	0.3 g	0.3 g	0.3 g	0.3 g	0.3 g	0.3 g	0.3 g	0.3 g	0.3 g	0.5 g
Adjusting weight ¹⁾	4 kg	4 kg	4 kg	4 kg	4 kg	4 kg	4 kg	4 kg	4 kg	4 kg	4 kg	4 kg	4 kg	4 kg	4 kg	4 kg	4 kg	4 kg	4 kg	4 kg	4 kg	4 kg	4 kg	4 kg	4 kg
Adjusting weight with certified balances ¹⁾	8 kg	12 kg	16 kg	16 kg	16 kg	16 kg	16 kg	16 kg	16 kg	16 kg	16 kg	16 kg	16 kg	16 kg	24 kg	24 kg	24 kg	32 kg	32 kg	32 kg	32 kg	32 kg	32 kg	32 kg	32 kg
Overall dimensions (WxDxH) in mm	381x321x92																								
Weighing pan in mm	349x232																								
Net weight (with packaging)	6.8 kg (8.3 kg)																								

* Fine range values (DeltaRange)

¹⁾ Optional equipment